








→ **Stun your audience**
→ **Stun your audience**



High brightness installation projectors

-  Exceptional brightness - 4300/4700 Lumens
-  Vivid perfectly balanced colour for outstanding images & video
-  Stunning image clarity & detail with DarkChip3™ technology
-  Big images from a short distance - Short Throw Lens
-  Cable free presentations with wireless convenience
-  Quiet operation - less than 30dB
-  No maintenance – filter free design

EP776/EP782
Digital DLP® Projector

Exceptional brightness, excellent connectivity and amazing colours ensure the Optoma EP776 and EP782 XGA projectors are the right choice for any large venue or conference room.

EXCEPTIONAL BRIGHTNESS

At 4300/4700 lumens, the Optoma EP776/EP782 is effective under virtually any lighting conditions where a big screen is required from a short distance.

STUNNING IMAGE QUALITY

DarkChip3™ technology from Texas Instruments produces a stunning 3000:1 contrast ratio for pin sharp graphics and crystal clear text. Project vibrant perfectly balanced colour with new 9-bit image processing and Optoma's Colour Enhancement Technology. Capable of displaying over 134 million colours, this outstanding combination simultaneously enables bright vivid images and astonishing deep blacks with crystal clarity.

Image and colour enhancement technologies

WITH
3000:1 contrast ratio



WITHOUT
1000:1 contrast ratio



Optoma Colour Enhancement Technology

Advanced colour processing for bright, vivid, lifelike colour.

*Simulated Images

EXTENSIVE CONNECTIVITY

This native XGA projector can accept a wide variety of computer and video input signals including:

HDMI, DVI, VGA, SCART, Component, S-Video, Composite, RS232 and RJ45.

Five switchable audio inputs enables the EP776/EP782 to function as an audio switcher and volume controller, thereby eliminating complicated and costly additional audio hardware and cabling.

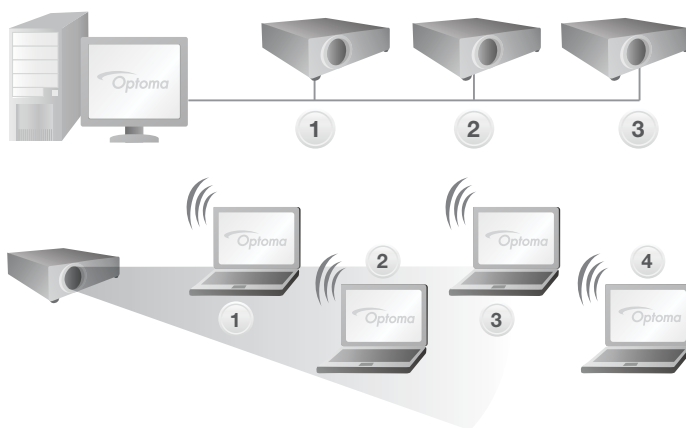
NETWORK MANAGEMENT

Networking

Projectors can be controlled and monitored over a LAN network using a web browser.

Wireless Presenting

Make installations and presenting easier with the optional wireless feature. Cable free presenting saves time and allows for easy switching between presentations on different laptops.



EASY TO USE



Quiet Operation

Optoma patented tunnel cooling system for near silent operation.



Multi-Language Support

The OSD menu supports up to 17 European languages including French, German, Polish, Dutch, Swedish and Arabic.



Easy Lamp Replacement

The lamp can easily be replaced in situ even if the projector is ceiling mounted.

SECURITY



Password Protected Operation

Acts as a theft deterrent & prevents unauthorised usage

Key Pad Lock: provides an additional layer of security by ensuring the projector can only be controlled via the remote control. Thereby preventing unauthorised adjustments from via the control panel

ENERGY SAVING



Auto Power Off

If after a pre-determined time the projector does not receive a signal, it will turn itself off, conserving power and extending the life of the lamp



Fast Switch On

Display an image on screen quickly after switching the projector on.



Low Power Standby Mode

Reduces energy consumption.

CUSTOM START UP SCREEN

First impressions are important so set the company logo as the start up screen to make that impression last.

COLOUR PERFORMANCE

Optoma guarantees colour quality will stay as new for 10 years*

We are so confident that the EP776 and EP782 colours will not fade that we guarantee the colours will remain vibrant and vivid, even after many years of use.



MAINTENANCE FREE

DLP® technology ensures lower cost of ownership, longer life and improved reliability compared to LCD projection technology.

Save time and money with the filter free projector design – no more regular filter replacement or cleaning required.

CONTROL

The extensive RS232 command set makes it simple and easy to control the EP776/EP782 with any control system.

AMX Compatibility – Dynamic Discovery Protocol is incorporated into the EP776/EP782. This feature allows for easy installation with AMX control systems.



OPTIONAL LENS

Easily attachable short throw lens gives greater installation flexibility.

With a throw ratio of 1.3 – 1.57 the EP776/EP782 is ideal for rear-projection installations.



EP776/EP782 PROJECTION DISTANCE 1.2 - 12M (4:3 ASPECT RATIO)

Standard Lens - Throw ratio 1.57 - 1.89:1							
Projection Distance (m)	Max. Horizontal Image size (m)	Min. Horizontal Image size (m)	Max. Screen Height (m)	Min. Screen Height (m)	Max. Diagonal Image Size (m)	Max. Diagonal Image Size (Inch)	Max. Image Offset (m)
1.20	0.76	0.63	0.57	0.48	0.96	37.65	0.06
2.00	1.27	1.06	0.96	0.80	1.59	62.75	0.10
2.50	1.59	1.32	1.20	0.99	1.99	78.43	0.12
3.00	1.91	1.59	1.44	1.19	2.39	94.12	0.14
4.00	2.55	2.12	1.92	1.59	3.19	125.50	0.19
5.00	3.18	2.65	2.39	1.99	3.98	156.87	0.24
6.00	3.82	3.17	2.87	2.39	4.78	188.24	0.29
7.00	4.46	3.70	3.35	2.78	5.58	219.62	0.34
8.00	5.10	4.23	3.83	3.18	6.38	250.99	0.38
9.00	5.73	4.76	4.31	3.58	7.17	282.37	0.43
10.00	6.37	5.29	4.79	3.98	7.97	313.74	0.48

with YM07 Lens - Throw ratio 1.3 - 1.57:1							
Projection Distance (m)	Max. Horizontal Image size (m)	Min. Horizontal Image size (m)	Max. Screen Height (m)	Min. Screen Height (m)	Max. Diagonal Image Size (m)	Max. Diagonal Image Size (Inch)	Max. Image Offset (m)
1.20	0.92	0.76	0.69	0.57	1.15	45.47	0.07
2.00	1.54	1.27	1.16	0.96	1.92	75.78	0.12
2.50	1.92	1.59	1.45	1.20	2.41	94.73	0.14
3.00	2.31	1.91	1.74	1.44	2.89	113.67	0.17
4.00	3.08	2.55	2.31	1.92	3.85	151.56	0.23
5.00	3.85	3.18	2.89	2.39	4.81	189.45	0.29
6.00	4.62	3.82	3.47	2.87	5.77	227.34	0.35
7.00	5.38	4.46	4.05	3.35	6.74	265.23	0.40
8.00	6.15	5.10	4.63	3.83	7.70	303.12	0.46
9.00	6.92	5.73	5.21	4.31	8.66	341.01	0.52
10.00	7.69	6.37	5.78	4.79	9.62	378.90	0.58

For guide purposes only

EP776/EP782 is capable of 16:9 aspect ratio projection. When projecting a 16:9 image the image sizes, screen height and offset information will differ from the above.

Specifications

	EP776	EP782
Brightness	4300/3800 Lumens (BRIGHT/STD mode)	4700/4200 Lumens (BRIGHT/STD mode)
Contrast Ratio	3000:1	3000:1
Native Resolution	XGA 1024 x 768	XGA 1024 x 768
Compressed Resolution	Up to UXGA 1600 x 1200	Up to UXGA 1600 x 1200
Noise Level	28/30dB (STD/BRIGHT mode)	30/32dB (STD/BRIGHT mode)
Lamp Type	280 watt Lamp	330 watt Lamp
Display Technology	0.7" XGA DC3 Double Data Rate (DDR) DLP® Technology by Texas Instruments	
Dimensions (W x H x D)	398 x 132 x 295 mm	
Weight	5.0 Kg	
Lamp Life**	3000/2000 hours (STD/BRIGHT mode)	
Remote Control	Full Function Remote with Mouse Control, Laser and Direct Source selecting	
INPUTS	HDMI (HDCP) - audio supported DVI-D (HDCP), Digital RGB (HDMI via adaptor) 2 x 15 Pin D-Sub VGA (SCART and Component via adaptor) S-Video 4 Pin Mini Din Composite RCA Jack 5 x Stereo Audio Mini Jack USB (remote control)	
CONTROL	RS232 9 Pin D-Sub & RJ45 Network Control	
OUTPUTS	PC 15 Pin D-Sub VGA (monitor loop-through) Audio Mini Jack 12v Trigger	
Audio	2 x 3w Speaker	
Aspect Ratio	4:3 Native, 5:4 & 16:9 compatible	
Keystone Correction	± 18° Vertical	
On Screen Display	17 Languages: English, German, French, Italian, Spanish, Portuguese, Polish, Dutch, Russian, Finnish, Swedish, Greek, Norwegian, Danish, Hungarian, Czech & Arabic	
Video Compatibility	PAL SECAM 625/576i/p, NTSC 525/480i/p, HD 720p/1080i/p	
Uniformity	85%	
Displayable Colours	134.2 Million	
Projection Lens	F/2.52-2.79; f=22.55-27.06mm, 1.2x Manual Zoom	
Throw Ratio	1.57 – 1.89:1 (Projection Distance:Image Width)	
Projection Distance	1.2 - 10m	
Image Size	0.79 - 7.97m (31.27" to 313.74") Diagonal 4:3	
Offset	110% ± 10%	
Horizontal Scan Rate	15 – 91kHz	
Vertical Scan Rate	50 - 85Hz	
Power Supply	100 - 240V, 50 - 60Hz	
Power Consumption	400W Maximum, Standby mode < 5W – EP776 460W Maximum, Standby mode < 5W – EP782	
Operating Conditions	Operating: 5 - 35° C, 80% Humidity (Max), 3000m Altitude (Max)	
Security	One Kensington Lock Port, Password Protection	
Standard Accessories	Lens Cover, AC Power Cord, VGA Cable, USB Cable, Full Function Remote, Batteries x 2, Quick Start Guide, CD User Manual, Warranty Card, WEEE Card	
Optional Accessories	Wireless Module, Short Throw Lens, Ceiling Mount, SCART to VGA adaptor, Component to VGA adaptor	
RoHS	Compliant	
Lamp Warranty	6 months or 1000 hours – whichever comes sooner	
Warranty	Warranty will vary by country. Please see www.optoma.europa.com or ask your local supplier for details	
Colour Guarantee*	10 Years	

Easy to use remote control with laser pointer



Remote Control


- 1 Laser
- 2 AV Mute
- 3 Zoom Control
- 4 Page Up/Down
- 5 Volume Control
- 6 Remote Mouse
- 7 Direct Input Source Selection
- 8 Wireless

Connections

- 9 Optional Wireless Module
- 10 12v Trigger
- 11 S-Video
- 12 VGA 2
- 13 Composite Video
- 14 VGA Loop through
- 15 VGA 1 - SCART & Component
- 16 DVI-D
- 17 HDMI (audio supported)
- 18 RJ-45
- 19 Audio In (Composite Video)
- 20 Audio In (S-Video)
- 21 Audio Out
- 22 Audio In (VGA 2)
- 23 Audio In (VGA 1)
- 24 Audio In (DVI-D)
- 25 USB (Remote Mouse)
- 26 RS232 - 9 Pin

Exceptional Connectivity/Multiple Terminals

Digital and analogue connectivity with 17 connections including; HDMI, DVI-D, 2 x VGA, RS232, RJ45, 12v trigger and 5 x Audio In.



Optoma Europe Ltd.
42 Caxton Way, Watford Business Park, Watford, Hertfordshire, UK. WD18 8QZ
www.optoma.co.uk

Panoview
Optoma recommended Screens
www.panoview.eu



* Optoma guarantee that in normal use, Optoma DLP® colour quality will be indistinguishable from when new. Please note that worn lamps will give slight variance. Exclusion: *(1) Guarantee is voided if the projector is subject to damage through mis-use. (2) Guarantee may be void in industrial or commercial entertainment environments where dust or smoke is particularly excessive (3) Guarantee will not apply if lamp brightness is below 50% due to wear or if the projector is not working due to other fault. **Typical lamp life achieved through testing. Will vary according to operational use and environment conditions. Copyright © 2008, Optoma Europe Ltd. All other product names and company names used herein are for identifications purposes only and may be trademarks or registered trademarks of their respective owners. Errors and omissions excepted, all specifications are subject to change without notice. DLP® and the DLP logo are registered trademarks of Texas Instruments.